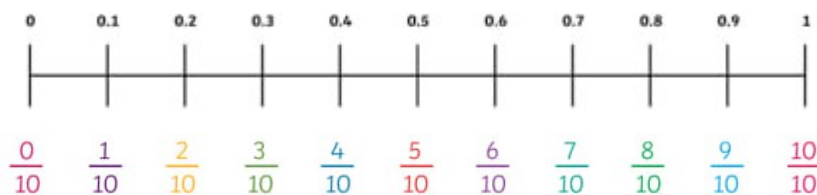


# Key Instant Recall Facts

## Year 3 – Summer 1

**I can count up and down in tenths. I can recognise decimal equivalent of tenths.**

By the end of this half term, children should know the following facts. The aim is for them to recall these facts **instantly**.



You might use a number line to help count on/back in steps of tenths.

The children are introduced to the decimal equivalents of tenths:

$$0.1 = \frac{1}{10}$$

$$0.2 = \frac{2}{10}$$

$$0.3 = \frac{3}{10}$$

$$0.4 = \frac{4}{10}$$

$$0.5 = \frac{5}{10}$$

$$0.6 = \frac{6}{10}$$

$$0.7 = \frac{7}{10}$$

$$0.8 = \frac{8}{10}$$

$$0.9 = \frac{9}{10}$$

$$1.0 = \frac{10}{10} \quad \text{etc.}$$

### Top Tips

The secret to success is practising **little** and **often**. Use time wisely. Can you practise these KIRFs while walking to school or during a car journey? You don't need to practise them all at once but instead choose to focus on different aspects at different times.

Games: Make decimal and fraction equivalent cards and play snap/pairs.

<https://www.topmarks.co.uk/maths-games/daily10> - fraction/decimal sections

# Key Instant Recall Facts




## Year 3 – Summer 2

### I can multiply and divide 1 digit numbers by 10.

By the end of this half term, children should know the following times. The aim is for them to recall these **instantly**.

#### Multiplying by 10:

When you multiply by 10, the digits move one place to the **left**.

Hundreds	Tens	Ones
		




$$3 \times 10 = 30$$

$$6 \times 10 = 60$$

$$8 \times 10 = 80$$

#### Dividing by 10:

When you divide by 10, the digits move one place to the **right**.

Hundreds	Tens	Ones
		

$$50 \div 10 = 5$$

$$90 \div 10 = 9$$

$$100 \div 10 = 10$$

#### Key vocabulary

Ten times **smaller**

Move the **digits** one place to the left

Ten times **bigger**

Move the **digits** one place to the right

#### Top Tips

The secret to success is practising **little** and **often**. Use time wisely! Can you practise these KIRFs while walking to school or during a car journey? You don't need to practise them all at once but instead choose to focus on different aspects at different times.

Games: <https://www.topmarks.co.uk/maths-games/hit-the-button> - x and ÷ by 10 sections

